

# Small Business Owner's Online Toolkit



It's important to tell your customers how  
they can support businesses like yours  
– **our toolkit can help.**



BY



# Thank you for downloading the Small Business Owner's Online Toolkit.

Whether you're modifying your hours, changing the way you do business, or directing customers to your website, our toolkit can help encourage support from your community. Inside you'll find digital badges and social media posts to help you communicate how customers can support you during this time.

---

## Table of Contents:

Tool 1: Digital Badges.....	3
Tool 2: Social Media Posts.....	4
Tool 3: DIY Social Posts.....	5
Tool 4: Instagram Stickers.....	6
License Terms.....	8



BY



# Tool 1: Digital Badges

## What are they?

Our ready-to-use digital badges encourage your virtual community to shop online. Add them to your email signature or post them on your company's website for additional messaging to customers.

## What do they look like?

CLEAN LOOK



BOLD LOOK



## How to use them?

Go to the **Tool 1 – Digital Badges** folder where you'll find options to post on your chosen digital platform.


# Tool 2: Social Posts

## What are they?


We have provided a range of ready-to use social posts. They encourage your virtual community to shop online, order takeaway or delivery.

## What do they look like?

CLEAN LOOK



BOLD LOOK



## How to use them?

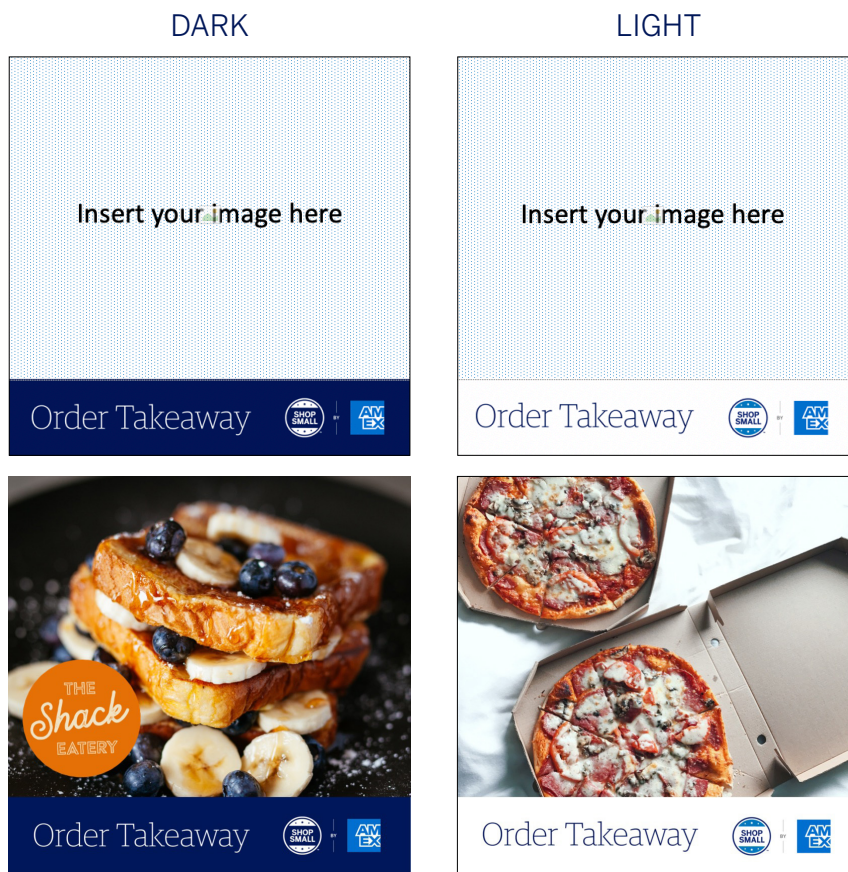
Go to the **Tool 2 – Social Posts** folder where you'll find options to post on your chosen social platform.

# Tool 3: DIY Social Posts

## What are they?

We have provided a template so you can add your own pictures to your choice of message. Your community will know they can shop online, order takeaway or delivery from you.

## What do they look like?



# How to use them?

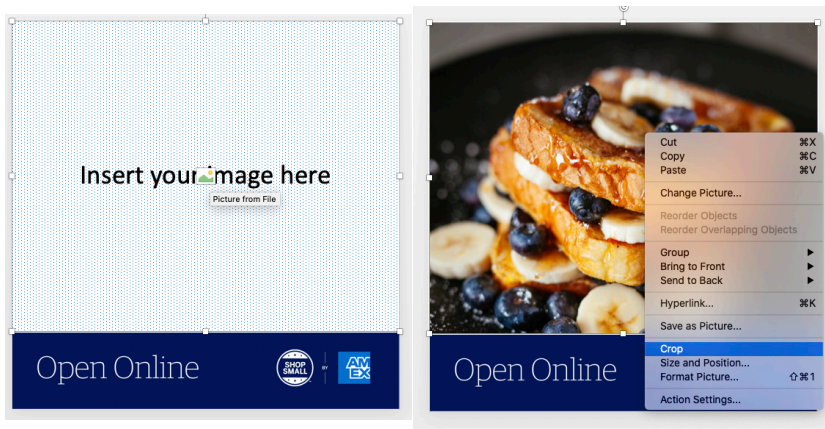
Create your own posts using our banners.

## Step 1:

Go to **Tool 3 - DIY Social Posts** where you will find a Microsoft PowerPoint document. Open the PowerPoint document and choose your favourite message from the displayed banner options.

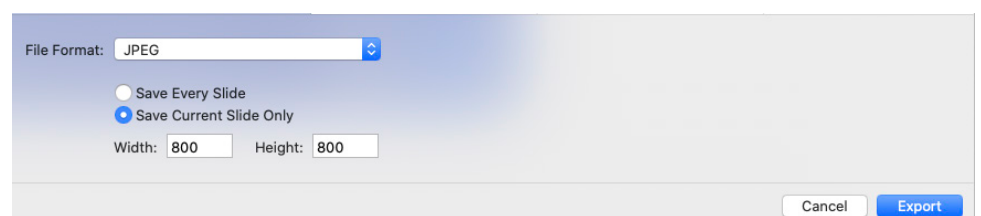
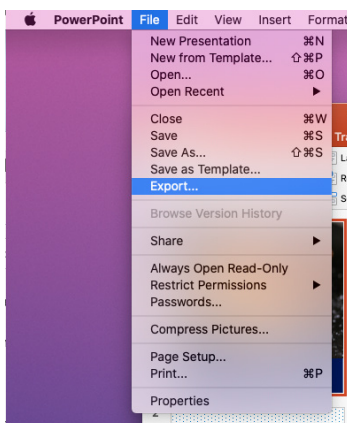
## Step 2:

Click to insert image into the image area. If necessary, right click and select **Crop** to move your image to fit the space.



## Step 3:

Once you are happy with your post, choose **File** from the top menu, then **Export** and export as a **JPEG**. Export to your chosen location and post to your desired social platform.



# Tool 4: Instagram Stickers

## What are they?

We have created a range of animated Stickers for you to use on your Instagram and Facebook Stories. They're a fun and simple way of telling your customers you're open and ready for their business. Choose your favourite and get posting.

## What do they look like?



## How to use them?

Capture your piece of content via either Instagram or Facebook Stories. In the **GIF search tool**, type in **“Amex Shop Small”** and select from the range of Stickers available.



# Licence Terms

American Express is providing you with customer- and employee-facing marketing materials, which include American Express promotional language and/or other assets that may include American Express logos or branding (collectively, the “Toolkit Materials”). American Express hereby grants you a limited right and license to use the Toolkit Materials only as provided in Toolkit Materials. The Toolkit Materials contain ideas, designs, graphics, trademarks, trade names, logos and other proprietary materials that are the intellectual property of American Express. American Express reserves all rights with respect to the Toolkit Materials.

**Disclaimer and Limitation.** American Express is providing the Toolkit Materials on an “as is” and “as available” basis, and disclaims any and all express and implied warranties including, but not limited to, warranties of merchantability, fitness for a particular purpose, noninfringement, security, accuracy and timeliness, to the fullest extent permitted by law. In no event shall American Express be liable to you for any loss of use, data, goodwill, revenues or profits, or any consequential, special, indirect, incidental, punitive or exemplary loss, damage or expense arising out of or in connection with the Toolkit Materials even if it has been advised of the possibility of such damages.

Please note that you are solely responsible for ensuring that your communications meet the requirements of the CAN-SPAM Act, and any other laws and regulations apply cable to marketing communications. The Toolkit Materials are intended as sample text only and do not account for or purport to satisfy any legal requirements applicable to you as the sender, including without limitation any opt out, advertising disclosure, header information or physical address requirements.



BY

