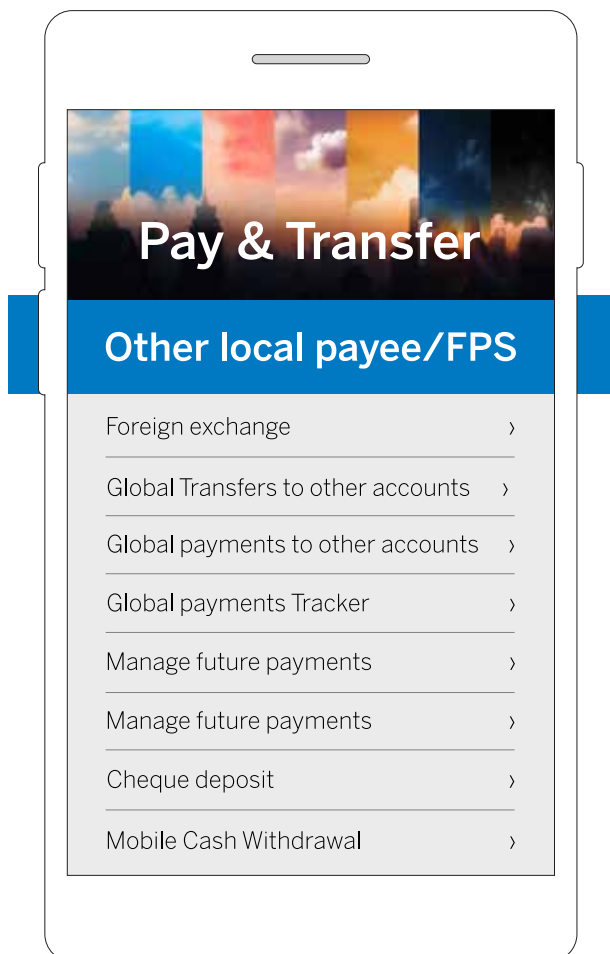


# Settle your American Express® Business Card bill via FPS

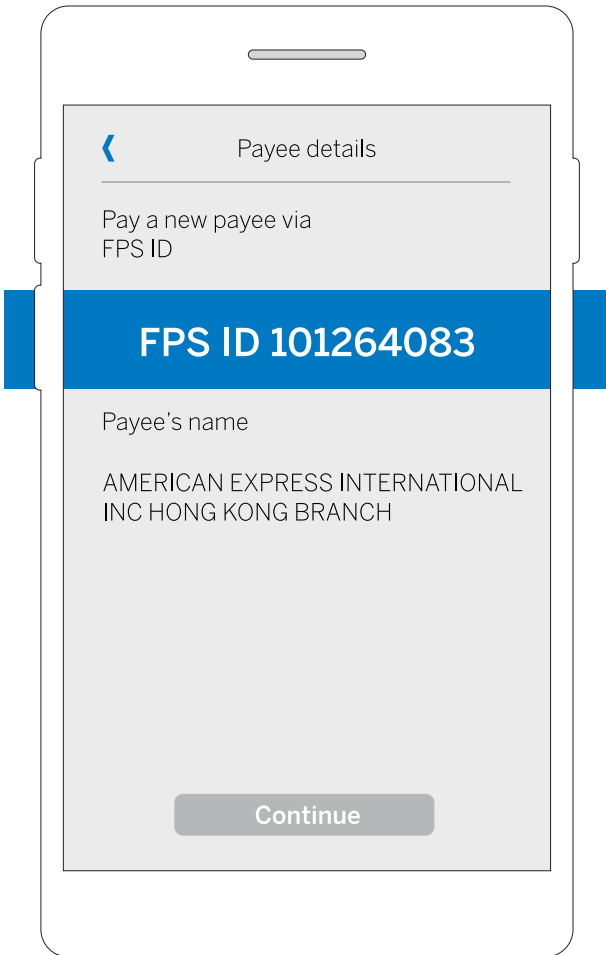
Now you can enjoy a more convenient way to settle your American Express bill. With FPS\* you could make your card payment anytime, anywhere.

## How to pay your American Express bill:



## STEP 1:

Go in your bank's mobile app and select  
**"Other local payees / FPS"**

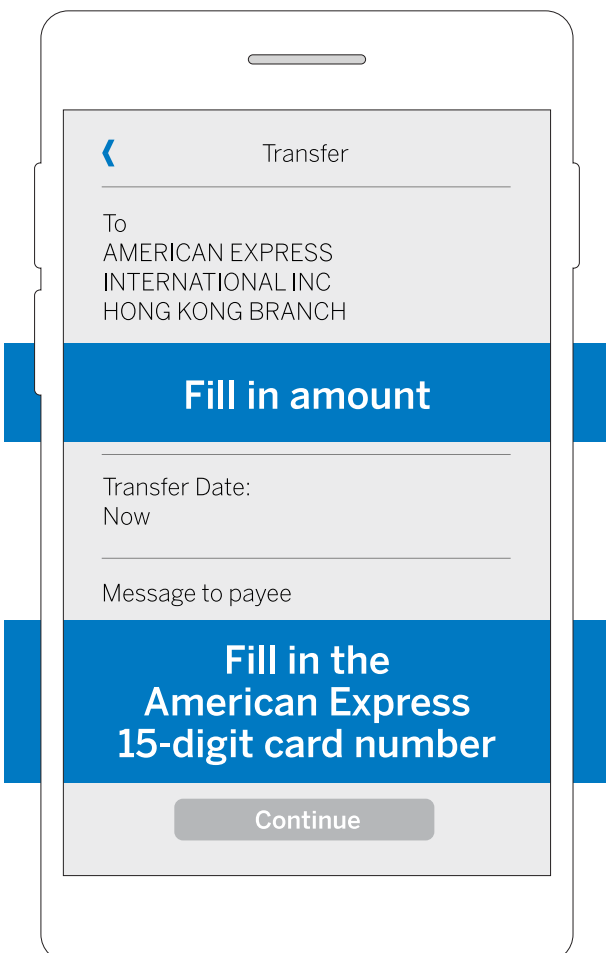


## STEP 2:

Choose **“New Payee”** and

“select FPS identifier”. Fill in

American Express’ FPS ID – **101264083**

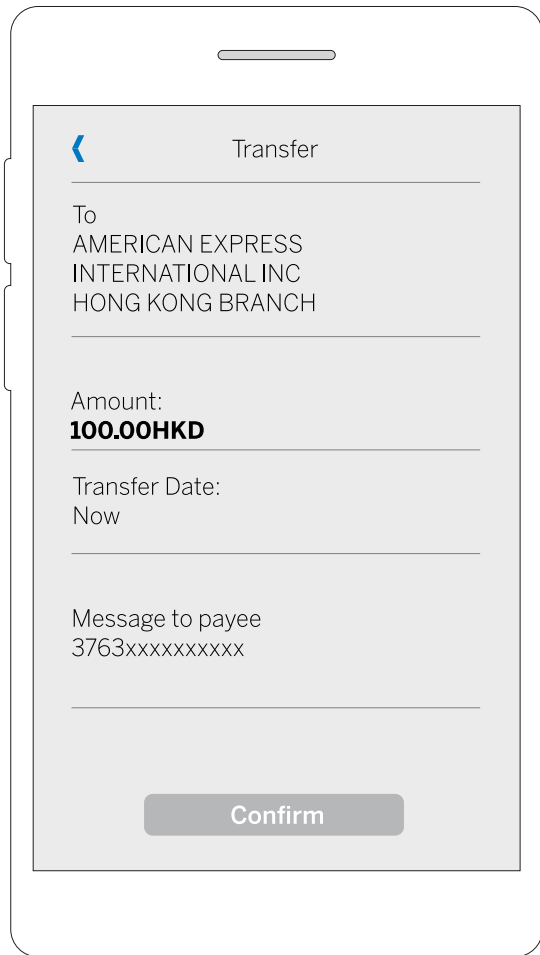


## STEP 3:

Fill in the amount and the required

American Express **15-digit card number**

under **“Message to Payee”** For Corporate Card, please fill in Company name and ID.



## STEP 4:

Verify all information before clicking Confirm to complete the transaction

For Corporate card customer please send an email to American Express payment team at [american.express.corporate.payment.services.hongkong@aexp.com](mailto:american.express.corporate.payment.services.hongkong@aexp.com) together with the FPS payment proof for further confirmation.

\*The FPS payment method requires 2 business days to process, we encourage you to pay your bills early to avoid incurring late fee. Please ensure that American Express receives your payment before payment due date to avoid incurring late fee. We also recommend you save a copy of your FPS payment proof as record. For any enquiry, please call the number on the back of your Card.